



Teacher Nancy Rapisarda

LEGGI IL FUMETTO



Teacher Nancy Rapisarda

Crea il tuo a Storyboard That

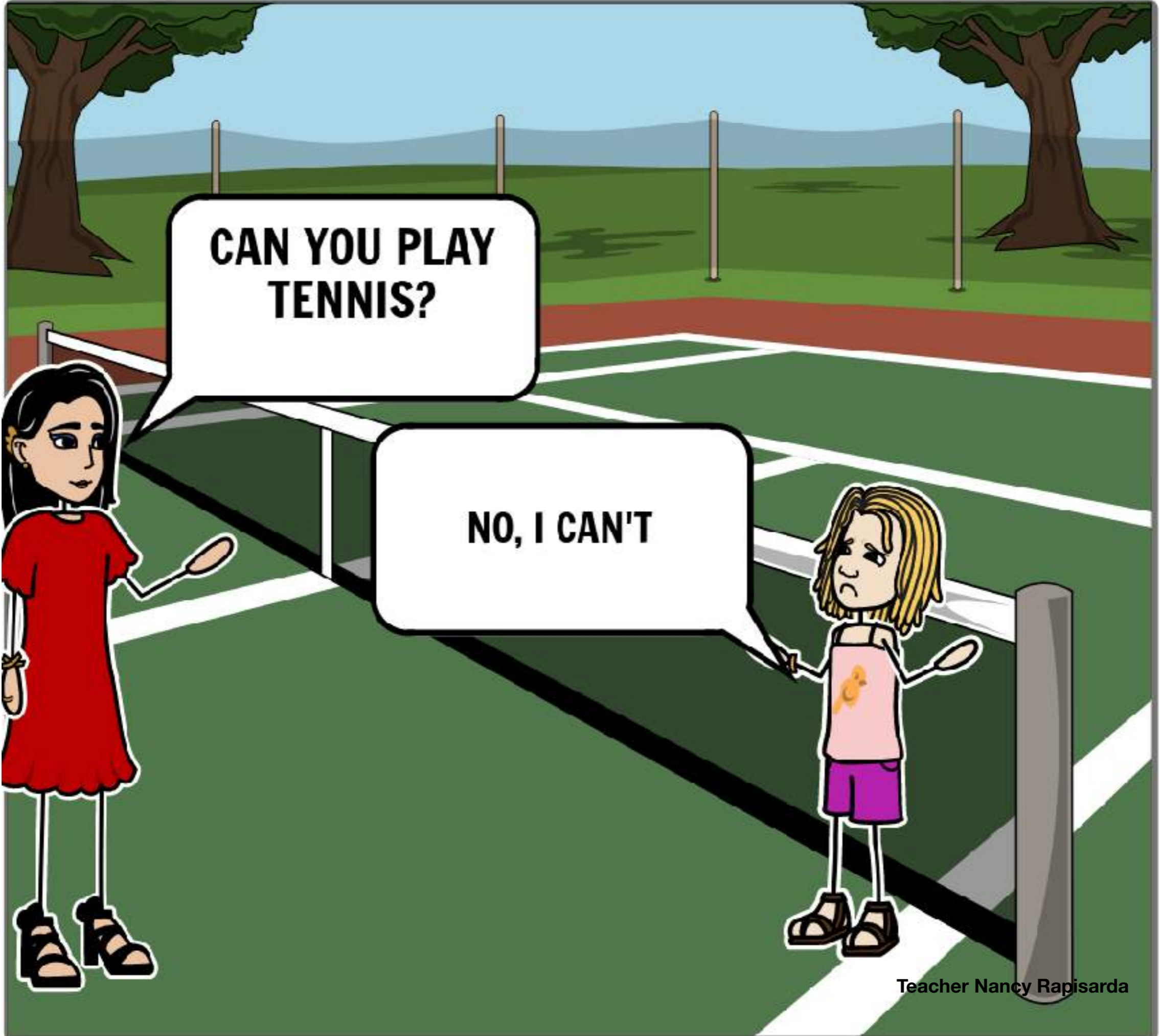
A cartoon illustration of a woman with long black hair, wearing a red dress and black sandals, standing on a sidewalk in front of a house. She is holding a small object in her right hand and has a speech bubble coming from her mouth. The house is yellow with a brown roof and a white door. There are red tulips in flower beds on either side of the steps leading to the door. A tree is visible on the left side of the house.

**GOOD MORNING!
LET'S TALK ABOUT
FREE TIME ACTIVITIES!**



**CAN YOU PLAY
FOOTBALL?**

YES, I CAN



**CAN YOU PLAY
TENNIS?**

NO, I CAN'T



**CAN HE PLAY
BASKETBALL?**

YES, HE CAN!!!



**CAN SHE PLAY
COMPUTER
GAMES?**

**NO, SHE
CAN'T**



CAN THEY SWIM?

NO, THEY CAN'T



**CAN YOU
DANCE?**

YES, WE CAN

CAN THEY DO JUDO?

YES, THEY CAN















**NOW
DO YOUR
HOMEWORK,
WATCH THE VIDEOS AND
PLAY
COMPUTER GAMES!**

HAVE FUN!!!

RICOPIA LA SCHEDA SUL TUO QUADERNO

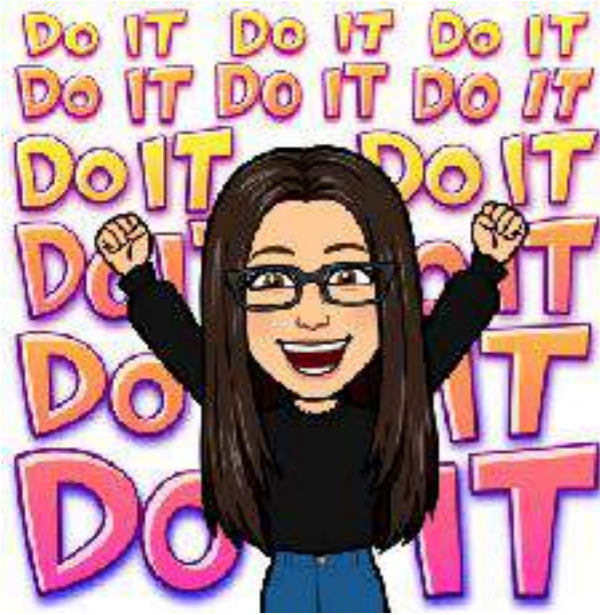


A. Ricopia le frasi sul tuo quaderno e completale usando CAN or CAN'T a seconda se il faccino è sorridente ☺ (CAN) o triste ☹ (CAN'T) e poi fai il disegno corrispondente all'azione indicata.

1. Sarah ☺ dance  . She..... ☹ cook 
2. Mark ☺ swim  He ☹ ride a horse 
3. Tony ☹ sing  He..... ☺ play the piano 
4. Luca ☺ run  He ☹ ski 
5. Mia, Leo and Jack ☺ play the guitar  .
- They..... ☹ drive 

B. Ricopia sul quaderno e rispondi con Yes I can/ No I can't. e fai il disegno corrispondente all'azione










1. Can you play tennis? _____
2. Can you do judo? _____
3. Can you play volleyball? _____
4. Can you ride a bike? _____
5. Can you play football? _____
6. Can play computer games? _____



**RICOPIA LA
 SCHEDA SUL TUO
 QUADERNO:
 -DISEGNA LA
 TABELLA E
 SCRIVI
 UNA FRASE PER
 OGNI BAMBINO
 COME
 NELL'ESEMPIO
 DICENDO
 COSA SA FARE (V)
 E COSA NON SA
 FARE (X)**

CAN / CAN'T



Names Activities	Fly 	Run 	Sing 	Swim 
 Jimmy	✓	✓	X	X
 Anne	X	X	✓	✓
 Tom	X	✓	✓	✓
 Susan	✓	X	✓	X
 Molly	X	✓	X	X

Example: Jimmy can fly and run but he can't sing and swim

.....

.....

.....













.....

.....

.....

**RICOPIA LA
SCHEDA
SUL TUO
QUADERNO
COMPLETANDO
LE FRASI
SCRIVENDO
L'AZIONE
RAFFIGURATA
DAL DISEGNO
(AIUTATI CON IL
RIQUADRO
GIALLO)
POI
CERCHIA
YES I CAN
(SE SAI FARE
QUELL'AZIONE)
NO I CAN'T
(SE NON LA SAI
FARE)**

CAN YOU? YES I CAN/NO I CAN'T

- | | | | | |
|-------------|--|--------|-------------|--------------|
| 1. Can you |  |? | Yes, I can. | No, I can't. |
| 2. Can you |  |? | Yes, I can. | No, I can't. |
| 3. Can you |  |? | Yes, I can. | No, I can't. |
| 4. Can you |  |? | Yes, I can. | No, I can't. |
| 5. Can you |  |? | Yes, I can. | No, I can't. |
| 6. Can you |  |? | Yes, I can. | No, I can't. |
| 7. Can you |  |? | Yes, I can. | No, I can't. |
| 8. Can you |  |? | Yes, I can. | No, I can't. |
| 9. Can you |  |? | Yes, I can. | No, I can't. |
| 10. Can you |  |? | Yes, I can. | No, I can't. |
| 11. Can you |  |? | Yes, I can. | No, I can't. |
| 12. Can you |  |? | Yes, I can. | No, I can't. |

Word bank

cook - dance - play the guitar - play the piano - play tennis -
ride a bicycle - ride a horse - sing - skate - skip - speak English - swim



LINKS—FREE TIME ACTIVITIES

CLICCA SU OGNI LINK

1. ACTION VERBS SONG- GUARDA, IL VIDEO, CANTA E MIMA

https://www.youtube.com/watch?time_continue=5&v=-ozG4PFFP5A&feature=emb_logo

2. ACTION VERBS LESSON- GUARDA IL VIDEO, ASCOLTA E RIPETI

https://www.youtube.com/watch?time_continue=1&v=d8SbAkn3uvs&feature=emb_logo

3. CAN YOU? SONG—GUARDA LA STORIA E ASCOLTA LA CANZONE


https://www.youtube.com/watch?time_continue=1&v=jANerjPKC9E&feature=emb_logo

4. GIOCO INTERATTIVO CAN/CAN'T- CLICCA SU START ()E POI SCEGLI CAN/CAN'T . SELEZIONA L'OPZIONE GIUSTA IN BASE ALL'IMMAGINE PER FORMARE LE FRASI

<https://www.gamestolearnenglish.com/fast-phrases/>

5. LIVE WORKSHEET CAN/CAN'T— SCRIVI CAN O CAN'T IN BASE ALL'IMMAGINE E POI CLICCA SU FINISH E CONTROLLA IL RISULTATO

[https://www.liveworksheets.com/worksheets/en/English as a Second Language \(ESL\)/Expressing ability/Can -
_Can't uu32702ue](https://www.liveworksheets.com/worksheets/en/English+as+a+Second+Language+(ESL)/Expressing+ability/Can+Can't+uu32702ue)



MUCH LOVE

BYE!

TEACHER NANCY RAPISARDA :)

